

Signify Classified - Internal  
Cooper Lighting Solutions Photometric Lab  
1121 Highway 74 South  
Peachtree City, GA 30269



Scaled data based on original data using  
LM-79-2019 Approved Method: Electrical and Photometric Measurements of Solid-  
State Lighting Products

Test Report Prepared for  
Cooper Lighting Solutions

Brand: CORELITE

Report Number: P959030

Luminaire Tested: CB3-B-085U-055D-830-1D-UNV-STD-W-4

Issue Date: 2/12/2025

**Test Information**

Test Method: LM-79-2019  
Report Number: P959030  
REPORT IS SCALED FROM IESNA LM-79-08 TEST DATA (G2-2405-119-2, G2-2312-242-8)  
Test Lab: INNOVATION CENTER  
Issue Date: 2/12/2025  
Manufacturer: COOPER LIGHTING SOLUTIONS  
Product Line: CORELITE  
Catalog Number: CB3-B-085U-055D-830-1D-UNV-STD-W-4  
Description: CORELITE BASIC SLOT LED LUMINAIRE, BATWING UPLIGHT  
3-INCH APERTURE  
DOWNLIGHT 550 LUMENS PER FOOT  
UPLIGHT 850 LUMENS PER FOOT  
Light Source: 3000K CCT, 80 CRI LEDS  
Ballast/Driver: ELECTRONIC DRIVER

**Summary**

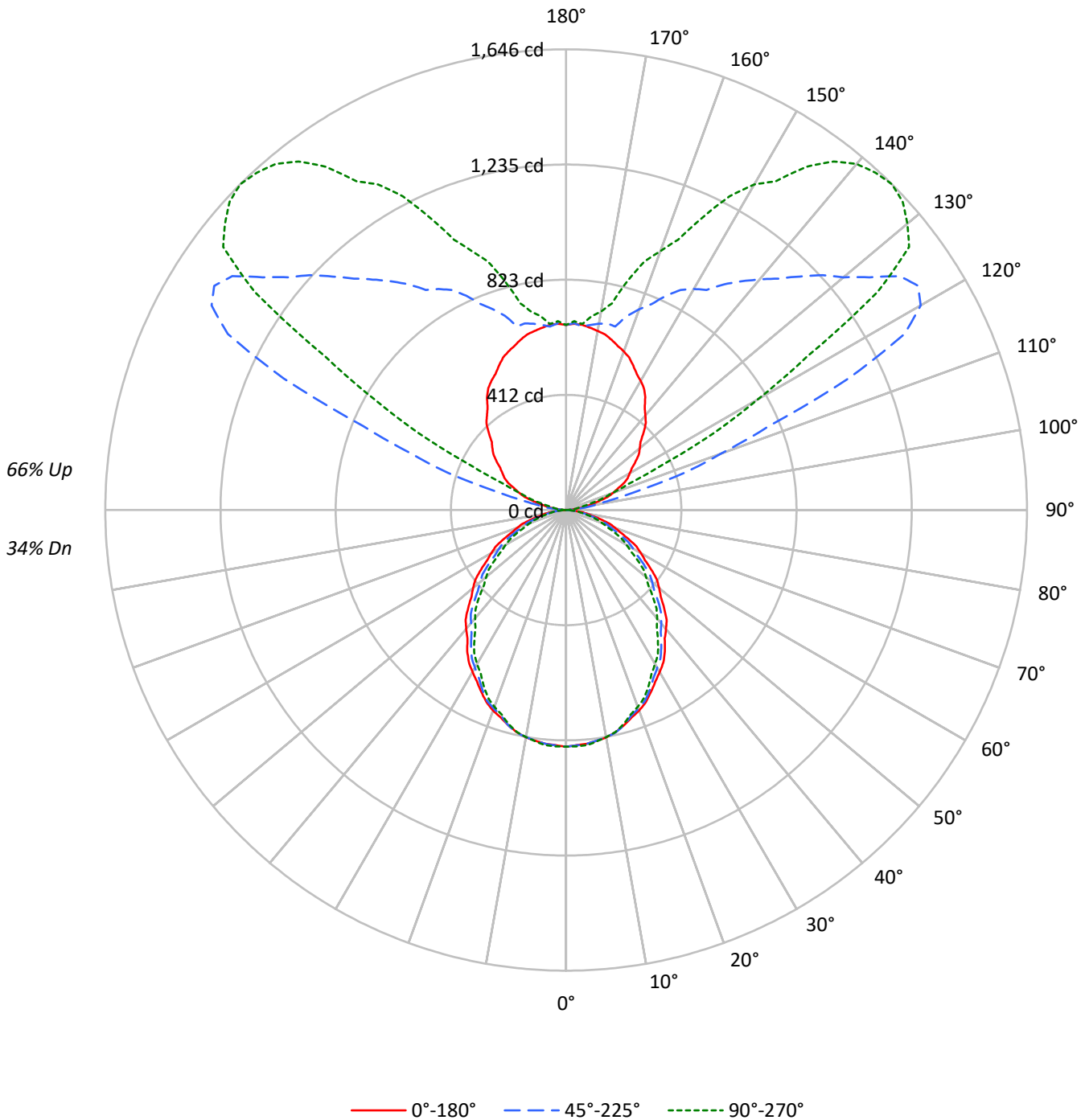
Lumens per Lamp: N/A  
Luminaire Lumens: 5913.5 lumens  
Efficiency: N/A  
Efficacy: 146.4 lumens/watt  
Spacing Criteria (0/90/45): 1.18 / 1.13 / 1.26  
Luminous Opening: Rectangular (W 0.24' x L: 4' x H: 0')  
CIE Type: Semi-Indirect

Input Watts (W): 40.4  
Input Voltage (V): 120  
Input Current (A<sub>in</sub>): NR  
Voltage Rise (V): NR  
Power Factor: NR  
Total Harmonic Distortion (THDi): NR  
Frequency (hertz): 60  
Stabilization Time: NR  
Operation Time: NR  
Ambient Temperature (°C): NR  
Test Distance: 24 FT



TEST NUMBER: P959030  
CATALOG NUMBER: CB3-B-085U-055D-830-1D-UNV-STD-W-4

### Luminous Intensity Polar Plot





TEST NUMBER: P959030

CATALOG NUMBER: CB3-B-085U-055D-830-1D-UNV-STD-W-4

**COEFFICIENT OF UTILIZATION - ZONAL CAVITY METHOD:**

RF	20				20				20				20				20				20	
RC	80				70				50				30				10				0	
RW	70	50	30	10	70	50	30	10	50	30	10	50	30	10	50	30	10	50	30	10	0	
RCR																						
0	103	103	103	103	93	93	93	93	75	75	75	57	57	57	42	42	42	34				34
1	94	90	86	83	85	82	78	76	65	63	61	51	49	48	37	36	35	29				29
2	86	79	73	68	77	71	66	62	57	54	51	45	42	40	33	31	30	25				25
3	78	69	62	57	71	63	57	52	51	46	43	39	37	34	29	27	26	21				21
4	72	61	54	48	65	56	49	44	45	40	37	35	32	29	26	24	22	18				18
5	66	55	47	41	59	50	43	38	40	35	32	32	28	25	23	21	19	16				16
6	61	49	41	36	55	45	38	33	36	31	27	29	25	22	21	19	17	14				14
7	56	44	36	31	50	40	34	29	33	28	24	26	22	20	19	17	15	12				12
8	52	40	32	27	47	37	30	25	30	25	21	24	20	17	18	15	14	11				11
9	48	36	29	24	44	33	27	23	27	22	19	22	18	16	17	14	12	10				10
10	45	33	26	22	41	31	24	20	25	20	17	20	17	14	15	13	11	9				9

**AVERAGE LUMINANCE (cd/sqm):**

	0°	45°	90°
0°	9566	9566	9566
5°	9521	9528	9583
10°	9480	9466	9466
15°	9333	9333	9277
20°	9182	9088	9009
25°	8951	8839	8682
30°	8731	8504	8300
35°	8502	8187	7897
40°	8194	7805	7468
45°	7917	7466	7005
50°	7632	7060	6553
55°	7320	6669	6125
60°	6986	6264	5639
65°	6591	5804	5130
70°	6140	5263	4569
75°	5565	4621	4070
80°	4854	3870	3597
85°	3739	3271	3271

**MAXIMUM LUMINANCE 45°-90°:**

Horizontal Angle: 0°  
 Vertical Angle: 45°  
 Luminance: 7917 cd/sqm



TEST NUMBER: P959030  
 CATALOG NUMBER: CB3-B-085U-055D-830-1D-UNV-STD-W-4

**ZONAL LUMENS:**

Zone	Lumens	% Fixture
0°-10°	79.8	1.3
10°-20°	224.1	3.8
20°-30°	325.6	5.5
30°-40°	370.2	6.3
40°-50°	359.4	6.1
50°-60°	303.4	5.1
60°-70°	215.9	3.7
70°-80°	115.4	2.0
80°-90°	30.5	0.5
90°-100°	44.7	0.8
100°-110°	234.3	4.0
110°-120°	589.9	10.0
120°-130°	910.0	15.4
130°-140°	833.1	14.1
140°-150°	614.8	10.4
150°-160°	391.9	6.6
160°-170°	206.3	3.5
170°-180°	64.2	1.1
0°-30°	629.5	10.6
0°-40°	999.7	16.9
0°-60°	1662.5	28.1
0°-90°	2024.2	34.2
90°-120°	868.9	14.7
90°-150°	3226.8	54.6
90°-180°	3889.0	65.8
0°-180°	5913.5	100.0

**CANDELA DISTRIBUTION:**

	0°	22.5°	45°	67.5°	90°	Flux
0°	846	846	846	846	846	
5°	838	849	839	838	844	80
15°	797	804	797	792	792	224
25°	717	719	708	698	695	330
35°	616	610	593	575	572	384
45°	495	487	467	444	438	382
55°	371	361	338	316	310	332
65°	246	237	217	197	192	244
75°	127	120	106	95	93	136
85°	29	26	25	25	25	34
90°	0	0	0	0	0	2
95°	23	66	26	15	15	30
105°	119	370	268	110	90	128
115°	227	464	1113	484	367	221
125°	303	468	1456	1468	1358	271
135°	390	521	1180	1609	1646	302
145°	492	569	985	1369	1497	306
155°	568	611	845	1045	1154	262
165°	629	646	679	794	848	177
175°	664	678	658	661	667	63
180°	661	661	661	661	661	

TEST NUMBER: P959030

CATALOG NUMBER: CB3-B-085U-055D-830-1D-UNV-STD-W-4

**CANDELA DISTRIBUTION (FULL):**

	0°	22.5°	45°	67.5°	90°
0°	845.5	845.5	845.5	845.5	845.5
2.5°	841.2	849.6	842.1	843.1	845.0
5°	838.3	848.8	838.9	837.8	843.7
7.5°	831.8	841.4	831.1	828.7	834.0
10°	825.1	835.6	823.9	820.9	823.9
12.5°	813.1	824.1	814.7	809.9	812.3
15°	796.8	803.9	796.8	792.0	792.0
17.5°	777.0	784.4	771.1	767.8	766.5
20°	762.6	769.1	754.8	750.0	748.2
22.5°	743.4	749.4	737.5	729.3	727.1
25°	717.0	719.3	708.0	698.3	695.4
27.5°	690.4	691.0	675.4	663.7	659.8
30°	668.3	668.9	650.9	638.3	635.3
32.5°	646.2	644.5	627.4	612.3	610.3
35°	615.5	609.6	592.7	575.2	571.7
37.5°	578.4	574.9	554.8	537.3	532.0
40°	554.8	549.0	528.4	510.9	505.6
42.5°	531.3	524.5	503.4	484.0	478.2
45°	494.8	487.2	466.6	444.2	437.8
47.5°	458.1	449.7	427.1	405.4	398.2
50°	433.6	424.7	401.1	379.9	372.3
52.5°	408.6	399.3	375.7	354.0	347.8
55°	371.1	361.1	338.1	316.3	310.5
57.5°	333.6	323.8	300.8	280.3	273.2
60°	308.7	299.3	276.8	256.2	249.2
62.5°	283.2	274.3	252.3	232.2	225.7
65°	246.2	237.4	216.8	197.4	191.6
67.5°	209.6	202.1	181.7	163.9	159.2
70°	185.6	178.5	159.1	142.8	138.1
72.5°	162.5	155.0	136.6	122.7	119.4
75°	127.3	120.3	105.7	94.8	93.1
77.5°	95.1	89.4	76.7	70.6	69.7
80°	74.5	69.2	59.4	55.2	55.2
82.5°	55.2	50.9	44.6	42.8	42.8
85°	28.8	26.5	25.2	25.2	25.2
87.5°	8.6	8.6	8.2	7.7	7.7
90°	0.0	0.0	0.0	0.0	0.0
92.5°	7.0	16.1	4.7	2.4	4.7
95°	23.3	66.0	26.2	14.6	14.6
97.5°	48.4	147.5	67.6	36.0	32.6
100°	67.0	209.4	104.9	52.3	46.6
102.5°	88.0	271.4	158.5	70.8	60.6
105°	119.4	370.1	268.0	110.2	90.3
107.5°	154.4	437.5	441.6	170.0	136.9
110°	177.7	465.4	588.4	223.1	171.9

TEST NUMBER: P959030

CATALOG NUMBER: CB3-B-085U-055D-830-1D-UNV-STD-W-4

**CANDELA DISTRIBUTION (continued):**

	0°	22.5°	45°	67.5°	90°
112.5°	198.7	472.7	784.2	304.3	234.8
115°	227.2	463.6	1112.8	483.8	367.0
117.5°	248.2	441.3	1362.1	769.7	593.7
120°	262.2	441.6	1462.3	986.0	789.4
122.5°	278.5	444.3	1490.3	1200.7	1020.1
125°	303.0	468.2	1456.5	1468.5	1357.5
127.5°	327.4	485.8	1365.6	1578.6	1543.9
130°	343.7	497.5	1293.4	1616.1	1590.5
132.5°	360.0	509.3	1242.1	1617.0	1630.1
135°	390.3	521.4	1179.8	1608.8	1645.8
137.5°	421.2	536.3	1121.5	1557.9	1634.8
140°	439.9	548.1	1074.9	1502.7	1613.8
142.5°	460.8	557.7	1030.6	1451.6	1569.5
145°	492.3	569.2	984.6	1369.1	1497.3
147.5°	516.8	575.4	932.7	1285.9	1391.8
150°	533.1	575.8	911.8	1211.9	1342.9
152.5°	547.1	587.5	886.1	1144.0	1263.7
155°	568.0	610.8	844.8	1045.3	1153.5
157.5°	589.0	630.0	795.8	971.7	1045.2
160°	603.0	637.2	763.2	936.2	984.6
162.5°	614.6	644.3	728.3	875.7	931.0
165°	629.2	646.3	678.7	793.6	847.7
167.5°	642.6	651.2	682.8	712.9	756.8
170°	649.6	658.1	675.8	705.3	719.5
172.5°	656.6	669.7	666.5	686.6	698.5
175°	664.2	678.4	658.3	661.4	667.1
177.5°	665.9	672.7	668.2	668.4	675.2
180°	661.3	661.3	661.3	661.3	661.3

LM-79-2019: Approved Method: Electrical and Photometric Measurements of Solid-  
State Lighting Products

Report Prepared for

Cooper Lighting Solutions

CORELITE

Report Number: SP1-2312-242-1

Test Date: 01/31/2024

Luminaire Tested: CB2-055U055D-830-1D-UNV-STD-D-W-4

Data in this report applies to families of products including CB2-055U055D-830-1D-UNV-STD-D-W-4.



**Test Information**

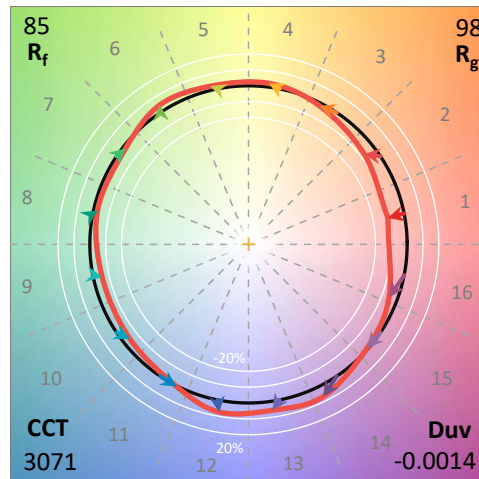
Test Method: LM-79-2019  
 Report Number: SP1-2312-242-1  
 Test Lab: COOPER LIGHTING SOLUTIONS  
 Photometer: SP1 - 76IN SPHERE  
 Measurement Geometry: 4π  
 Issue Date: 01/31/2024  
 Manufacturer: COOPER LIGHTING SOLUTIONS  
 Product Line: CORELITE  
 Catalog Number: **CB2-055U055D-830-1D-UNV-STD-D-W-4**  
 Description: CORELITE BASIC 2-INCH SUSPENDED LED LUMINAIRE. 550 LUMENS PER FOOT UPLIGHT, 550 LUMENS PER FOOT DOWNLIGHT

UPLIGHT, 550 LUMENS PER FOOT DOWNLIGHT

**Spectral Parameters**

CCT (K): 3071  
 CIE u': 0.2486  
 CIE v': 0.5180  
 Duv: -0.0014  
 CIE x: 0.4300  
 CIE y: 0.3983  
 CIE z: 0.1717  
 Peak Wavelength (nm): 603  
 Dominant Wavelength (nm): 583  
 Purity: 48.7  
 Rf: 85.3  
 Rg: 97.6

CRI (Ra):	83.9		
R1:	82.7	R9:	12.3
R2:	91.6	R10:	81.0
R3:	96.5	R11:	83.0
R4:	82.7	R12:	73.2
R5:	83.1	R13:	84.9
R6:	89.9	R14:	98.7
R7:	83.5		
R8:	61.5		



**Test Conditions**

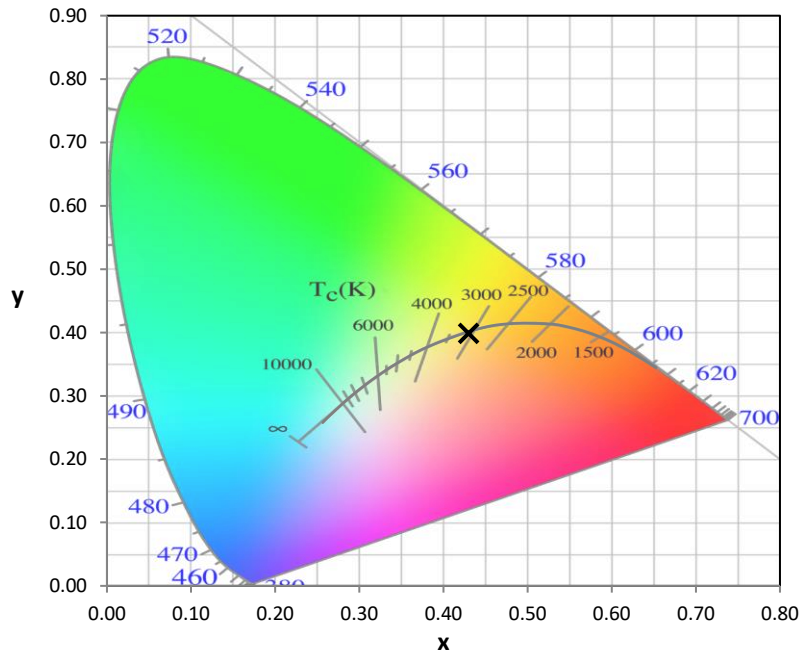
Stabilization Time: 26M  
 Operation Time: 12H  
 Room Temperature (°C) / RH%: 25.8/25%  
 Sphere Temperature (°C): 25.2

REPORT NUMBER: SP1-2312-242-1

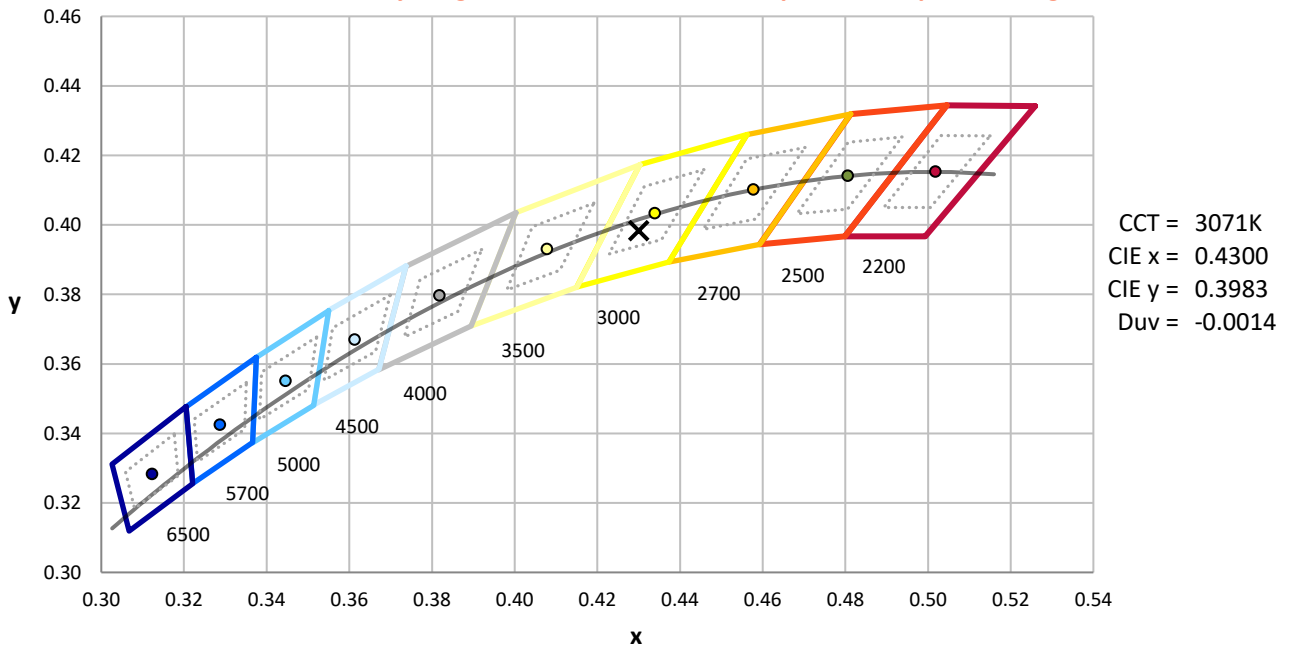
Measurement and Test Equipment			
Instrument	Identification Number	Calibration Date	Calibration Due Date
Photometer	76INCH SPHERE IN0058	8/9/2023	2/9/2024
Power Meter	XITRON 2801 IN0071	10/23/2023	10/23/2024
AC Power Source	CHROMA 61603 IN0063	10/24/2023	10/24/2024
DC Power Source	AGILENT E3634A IN0208	10/24/2023	10/24/2024
Sphere Thermometer	ONSET IN0085	10/24/2023	10/24/2024
Room Thermometer	ONSET IN0046	10/24/2023	10/24/2024

REPORT NUMBER: SP1-2312-242-1

CIE 1931 Chromaticity Diagram



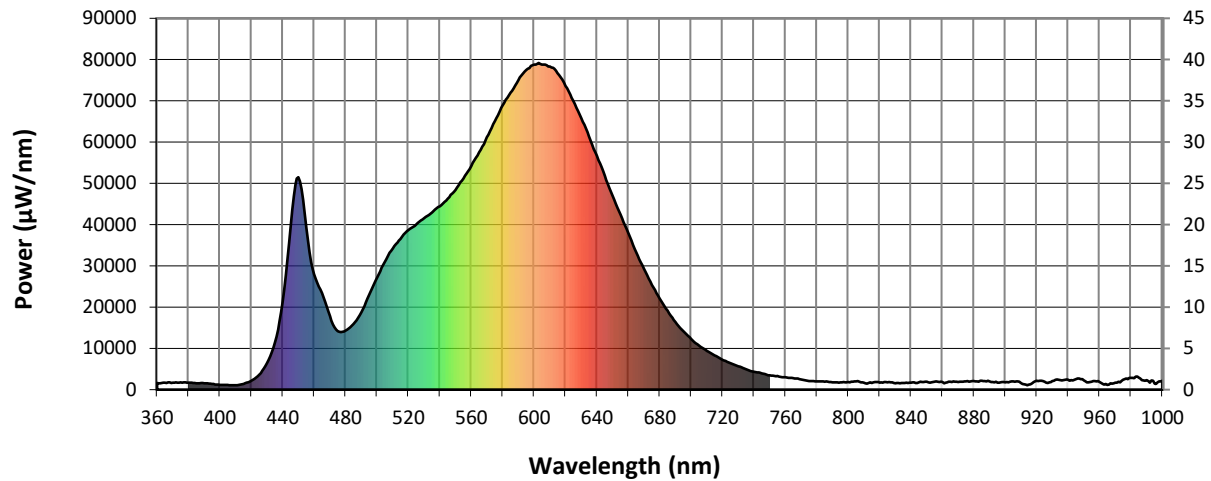
CIE 1931 Chromaticity Diagram with 2017 ANSI 7-Step and 4-Step Quadrangles



Point lies inside the ANSI 3000K 4-step quadrangle

REPORT NUMBER: SP1-2312-242-1

**Photopic Flux vs. Wavelength**

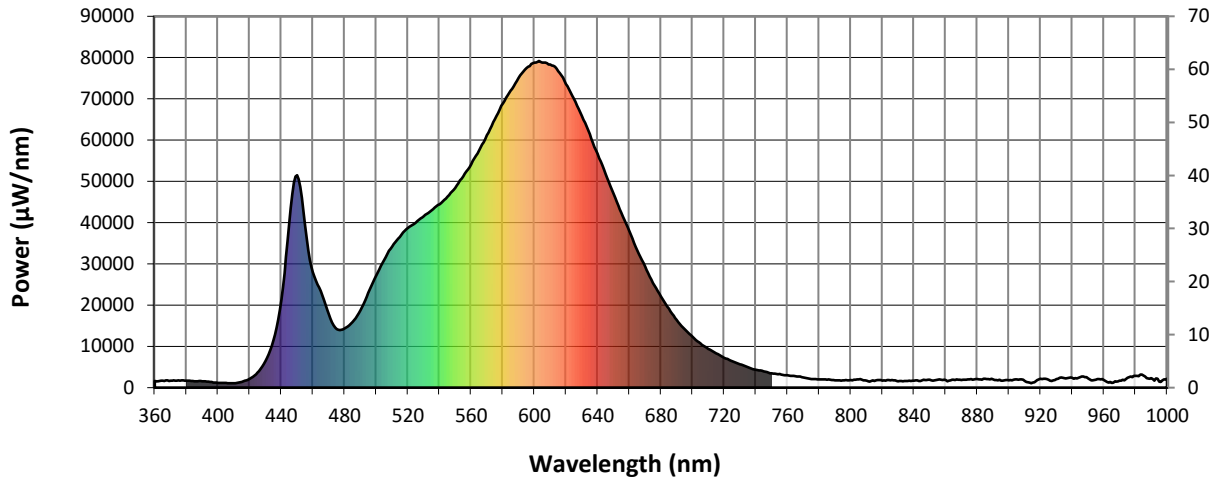


#####

$\lambda$ (nm)	Power ( $\mu\text{W}/\text{nm}$ )	Lumens ( $\phi/\text{nm}$ )	$\lambda$ (nm)	Power ( $\mu\text{W}/\text{nm}$ )	Lumens ( $\phi/\text{nm}$ )	$\lambda$ (nm)	Power ( $\mu\text{W}/\text{nm}$ )	Lumens ( $\phi/\text{nm}$ )	$\lambda$ (nm)	Power ( $\mu\text{W}/\text{nm}$ )	Lumens ( $\phi/\text{nm}$ )	$\lambda$ (nm)	Power ( $\mu\text{W}/\text{nm}$ )	Lumens ( $\phi/\text{nm}$ )
360	1638	NR	490	18774	NR	620	73569	NR	750	3454	NR	880	2051	NR
365	1662	NR	495	22975	NR	625	70020	NR	755	3312	NR	885	2153	NR
370	1656	NR	500	27096	NR	630	65803	NR	760	3014	NR	890	2009	NR
375	1770	NR	505	30929	NR	635	61387	NR	765	2769	NR	895	1712	NR
380	1729	NR	510	34180	NR	640	56660	NR	770	2504	NR	900	1761	NR
385	1518	NR	515	36518	NR	645	51817	NR	775	2115	NR	905	1983	NR
390	1548	NR	520	38707	NR	650	46959	NR	780	2019	NR	910	1641	NR
395	1397	NR	525	40022	NR	655	42381	NR	785	1959	NR	915	1210	NR
400	1152	NR	530	41531	NR	660	37988	NR	790	1801	NR	920	2137	NR
405	1114	NR	535	42959	NR	665	33226	NR	795	1791	NR	925	1888	NR
410	1082	NR	540	44456	NR	670	29309	NR	800	1854	NR	930	2049	NR
415	1365	NR	545	46323	NR	675	25362	NR	805	2036	NR	935	2328	NR
420	2134	NR	550	48405	NR	680	22111	NR	810	1669	NR	940	2366	NR
425	3614	NR	555	51180	NR	685	19110	NR	815	1640	NR	945	2536	NR
430	6425	NR	560	54143	NR	690	16401	NR	820	1697	NR	950	2198	NR
435	11468	NR	565	57516	NR	695	14174	NR	825	1795	NR	955	1936	NR
440	21323	NR	570	61145	NR	700	12303	NR	830	1560	NR	960	1858	NR
445	39520	NR	575	65023	NR	705	10670	NR	835	1592	NR	965	1183	NR
450	51461	NR	580	68883	NR	710	9399	NR	840	1683	NR	970	1720	NR
455	39205	NR	585	71953	NR	715	8320	NR	845	1780	NR	975	2378	NR
460	27949	NR	590	75087	NR	720	7212	NR	850	1939	NR	980	2863	NR
465	23410	NR	595	77461	NR	725	6424	NR	855	1958	NR	985	2933	NR
470	17812	NR	600	78820	NR	730	5661	NR	860	1851	NR	990	2307	NR
475	14177	NR	605	78757	NR	735	4959	NR	865	1941	NR	995	1431	NR
480	14309	NR	610	78335	NR	740	4317	NR	870	1825	NR	1000	2153	NR
485	15862	NR	615	76712	NR	745	3947	NR	875	2023	NR			

REPORT NUMBER: SP1-2312-242-1

Scotopic Flux vs. Wavelength



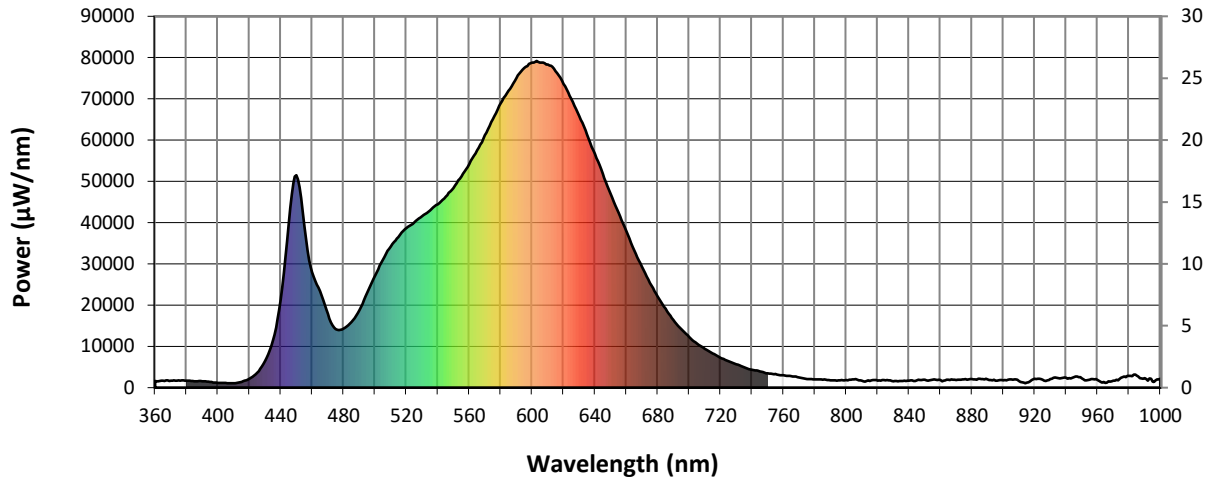
Scotopic Lumens: 5426.6

S/P: 1.39

λ (nm)	Power (µW/nm)	Lumens (φ/nm)	λ (nm)	Power (µW/nm)	Lumens (φ/nm)	λ (nm)	Power (µW/nm)	Lumens (φ/nm)	λ (nm)	Power (µW/nm)	Lumens (φ/nm)	λ (nm)	Power (µW/nm)	Lumens (φ/nm)
360	1638	NR	490	18774	NR	620	73569	NR	750	3454	NR	880	2051	NR
365	1662	NR	495	22975	NR	625	70020	NR	755	3312	NR	885	2153	NR
370	1656	NR	500	27096	NR	630	65803	NR	760	3014	NR	890	2009	NR
375	1770	NR	505	30929	NR	635	61387	NR	765	2769	NR	895	1712	NR
380	1729	NR	510	34180	NR	640	56660	NR	770	2504	NR	900	1761	NR
385	1518	NR	515	36518	NR	645	51817	NR	775	2115	NR	905	1983	NR
390	1548	NR	520	38707	NR	650	46959	NR	780	2019	NR	910	1641	NR
395	1397	NR	525	40022	NR	655	42381	NR	785	1959	NR	915	1210	NR
400	1152	NR	530	41531	NR	660	37988	NR	790	1801	NR	920	2137	NR
405	1114	NR	535	42959	NR	665	33226	NR	795	1791	NR	925	1888	NR
410	1082	NR	540	44456	NR	670	29309	NR	800	1854	NR	930	2049	NR
415	1365	NR	545	46323	NR	675	25362	NR	805	2036	NR	935	2328	NR
420	2134	NR	550	48405	NR	680	22111	NR	810	1669	NR	940	2366	NR
425	3614	NR	555	51180	NR	685	19110	NR	815	1640	NR	945	2536	NR
430	6425	NR	560	54143	NR	690	16401	NR	820	1697	NR	950	2198	NR
435	11468	NR	565	57516	NR	695	14174	NR	825	1795	NR	955	1936	NR
440	21323	NR	570	61145	NR	700	12303	NR	830	1560	NR	960	1858	NR
445	39520	NR	575	65023	NR	705	10670	NR	835	1592	NR	965	1183	NR
450	51461	NR	580	68883	NR	710	9399	NR	840	1683	NR	970	1720	NR
455	39205	NR	585	71953	NR	715	8320	NR	845	1780	NR	975	2378	NR
460	27949	NR	590	75087	NR	720	7212	NR	850	1939	NR	980	2863	NR
465	23410	NR	595	77461	NR	725	6424	NR	855	1958	NR	985	2933	NR
470	17812	NR	600	78820	NR	730	5661	NR	860	1851	NR	990	2307	NR
475	14177	NR	605	78757	NR	735	4959	NR	865	1941	NR	995	1431	NR
480	14309	NR	610	78335	NR	740	4317	NR	870	1825	NR	1000	2153	NR
485	15862	NR	615	76712	NR	745	3947	NR	875	2023	NR			

REPORT NUMBER: SP1-2312-242-1

**Melanopic Flux vs. Wavelength**



**Melanopic Lumens: 2079.1 M/P: 0.53**

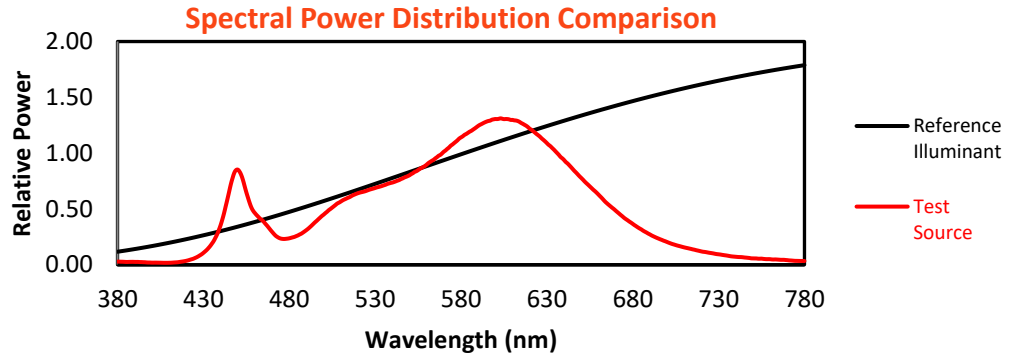
λ (nm)	Power (µW/nm)	Lumens (φ/nm)	λ (nm)	Power (µW/nm)	Lumens (φ/nm)	λ (nm)	Power (µW/nm)	Lumens (φ/nm)	λ (nm)	Power (µW/nm)	Lumens (φ/nm)	λ (nm)	Power (µW/nm)	Lumens (φ/nm)
360	1638	NR	490	18774	NR	620	73569	NR	750	3454	NR	880	2051	NR
365	1662	NR	495	22975	NR	625	70020	NR	755	3312	NR	885	2153	NR
370	1656	NR	500	27096	NR	630	65803	NR	760	3014	NR	890	2009	NR
375	1770	NR	505	30929	NR	635	61387	NR	765	2769	NR	895	1712	NR
380	1729	NR	510	34180	NR	640	56660	NR	770	2504	NR	900	1761	NR
385	1518	NR	515	36518	NR	645	51817	NR	775	2115	NR	905	1983	NR
390	1548	NR	520	38707	NR	650	46959	NR	780	2019	NR	910	1641	NR
395	1397	NR	525	40022	NR	655	42381	NR	785	1959	NR	915	1210	NR
400	1152	NR	530	41531	NR	660	37988	NR	790	1801	NR	920	2137	NR
405	1114	NR	535	42959	NR	665	33226	NR	795	1791	NR	925	1888	NR
410	1082	NR	540	44456	NR	670	29309	NR	800	1854	NR	930	2049	NR
415	1365	NR	545	46323	NR	675	25362	NR	805	2036	NR	935	2328	NR
420	2134	NR	550	48405	NR	680	22111	NR	810	1669	NR	940	2366	NR
425	3614	NR	555	51180	NR	685	19110	NR	815	1640	NR	945	2536	NR
430	6425	NR	560	54143	NR	690	16401	NR	820	1697	NR	950	2198	NR
435	11468	NR	565	57516	NR	695	14174	NR	825	1795	NR	955	1936	NR
440	21323	NR	570	61145	NR	700	12303	NR	830	1560	NR	960	1858	NR
445	39520	NR	575	65023	NR	705	10670	NR	835	1592	NR	965	1183	NR
450	51461	NR	580	68883	NR	710	9399	NR	840	1683	NR	970	1720	NR
455	39205	NR	585	71953	NR	715	8320	NR	845	1780	NR	975	2378	NR
460	27949	NR	590	75087	NR	720	7212	NR	850	1939	NR	980	2863	NR
465	23410	NR	595	77461	NR	725	6424	NR	855	1958	NR	985	2933	NR
470	17812	NR	600	78820	NR	730	5661	NR	860	1851	NR	990	2307	NR
475	14177	NR	605	78757	NR	735	4959	NR	865	1941	NR	995	1431	NR
480	14309	NR	610	78335	NR	740	4317	NR	870	1825	NR	1000	2153	NR
485	15862	NR	615	76712	NR	745	3947	NR	875	2023	NR			

REPORT NUMBER: SP1-2312-242-1

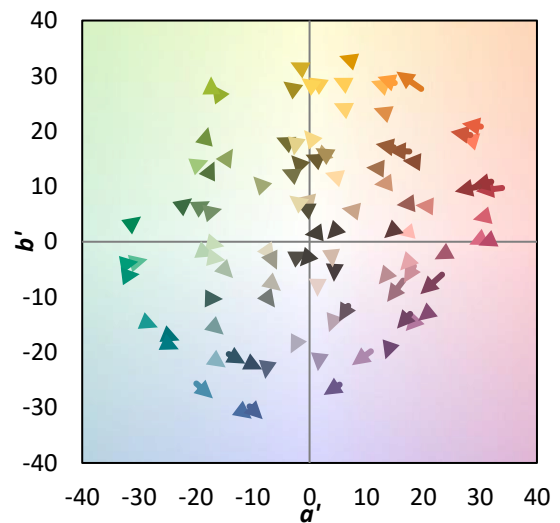
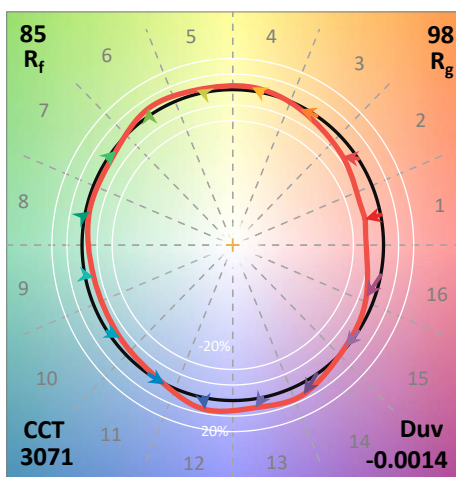
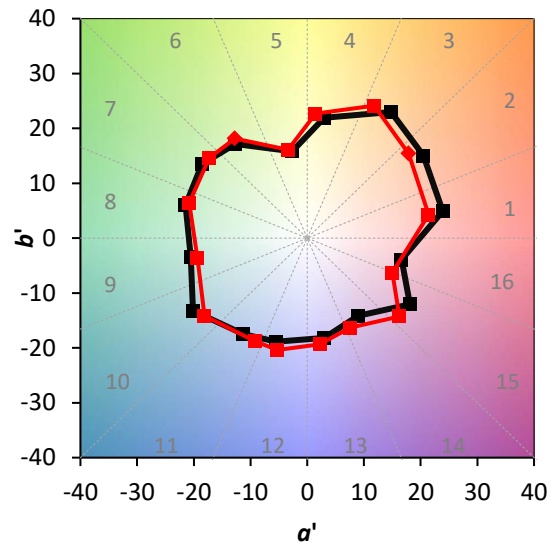
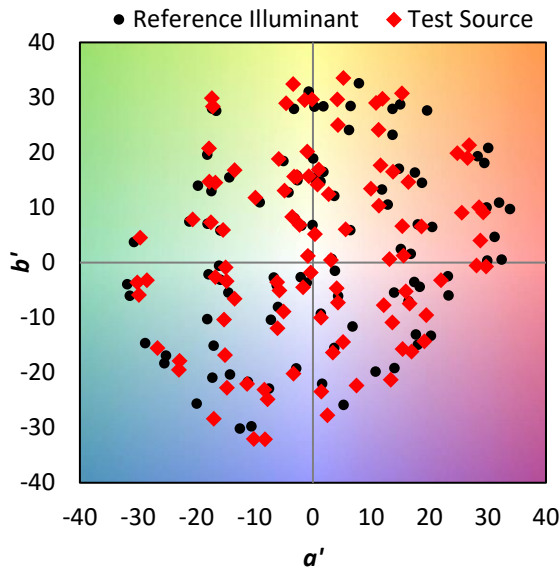
TM-30-18

**Summary**

$R_f = 85.3$   
 $R_g = 97.6$   
 CIE  $R_a = 83.9$   
 $R_9 = 12.3$



**Color Vector Graphics**

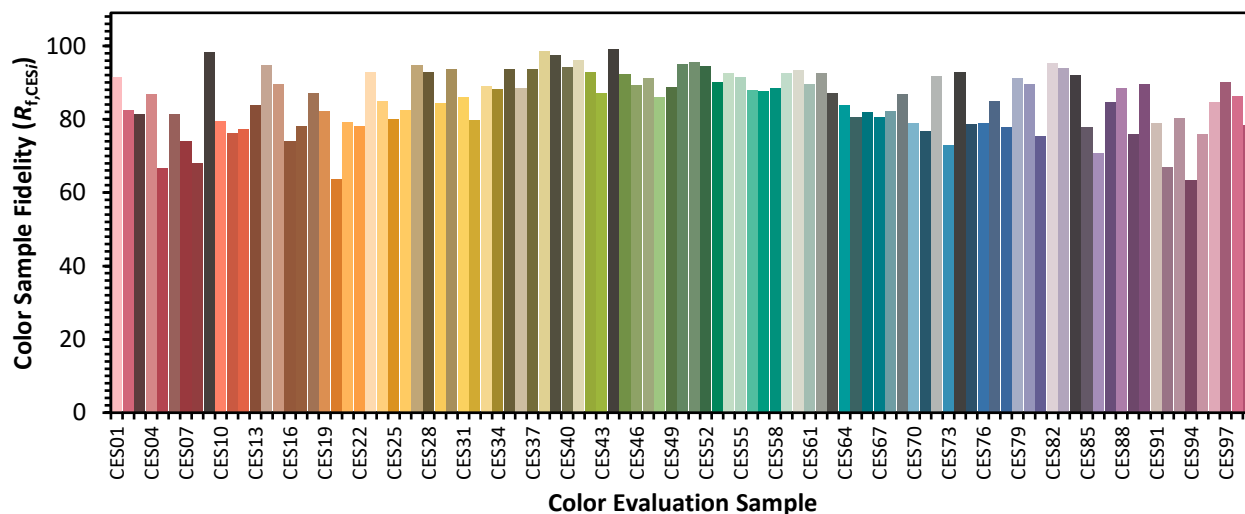


REPORT NUMBER: SP1-2312-242-1

TM-30-18

**Individual Sample Fidelity Index ( $R_{f,i}$ )**

CES01 = 86	CES26 = 82	CES51 = 96	CES76 = 79
CES02 = 63	CES27 = 95	CES52 = 94	CES77 = 85
CES03 = 31	CES28 = 93	CES53 = 90	CES78 = 78
CES04 = 70	CES29 = 84	CES54 = 93	CES79 = 91
CES05 = 50	CES30 = 94	CES55 = 92	CES80 = 90
CES06 = 51	CES31 = 86	CES56 = 88	CES81 = 75
CES07 = 42	CES32 = 80	CES57 = 88	CES82 = 95
CES08 = 41	CES33 = 89	CES58 = 89	CES83 = 94
CES09 = 29	CES34 = 88	CES59 = 93	CES84 = 92
CES10 = 76	CES35 = 94	CES60 = 93	CES85 = 78
CES11 = 59	CES36 = 88	CES61 = 90	CES86 = 71
CES12 = 65	CES37 = 94	CES62 = 93	CES87 = 85
CES13 = 43	CES38 = 98	CES63 = 87	CES88 = 88
CES14 = 74	CES39 = 97	CES64 = 84	CES89 = 76
CES15 = 72	CES40 = 94	CES65 = 81	CES90 = 90
CES16 = 48	CES41 = 96	CES66 = 82	CES91 = 79
CES17 = 50	CES42 = 93	CES67 = 81	CES92 = 67
CES18 = 56	CES43 = 87	CES68 = 82	CES93 = 80
CES19 = 72	CES44 = 99	CES69 = 87	CES94 = 63
CES20 = 67	CES45 = 92	CES70 = 79	CES95 = 76
CES21 = 87	CES46 = 89	CES71 = 77	CES96 = 85
CES22 = 79	CES47 = 91	CES72 = 92	CES97 = 90
CES23 = 92	CES48 = 86	CES73 = 73	CES98 = 86
CES24 = 91	CES49 = 89	CES74 = 93	CES99 = 78
CES25 = 72	CES50 = 95	CES75 = 79	

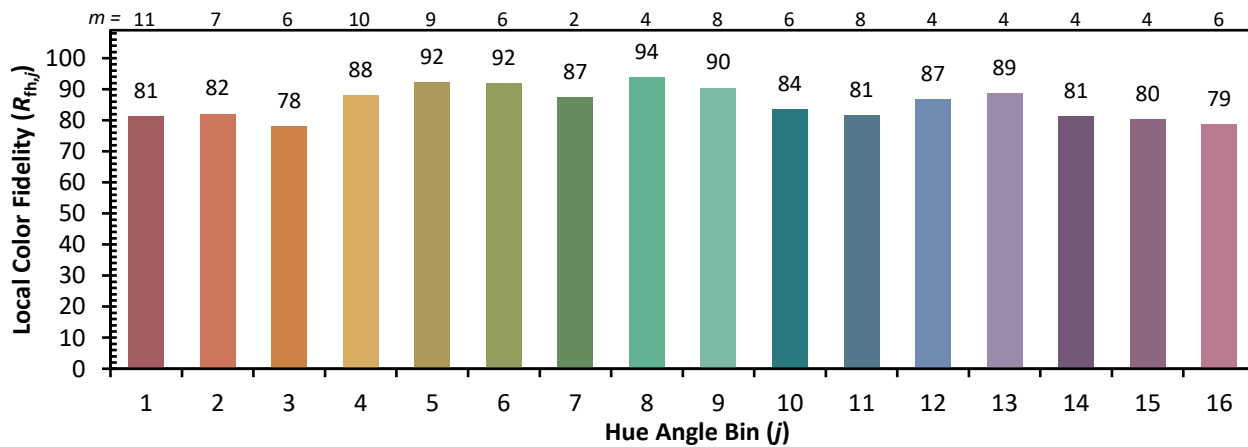
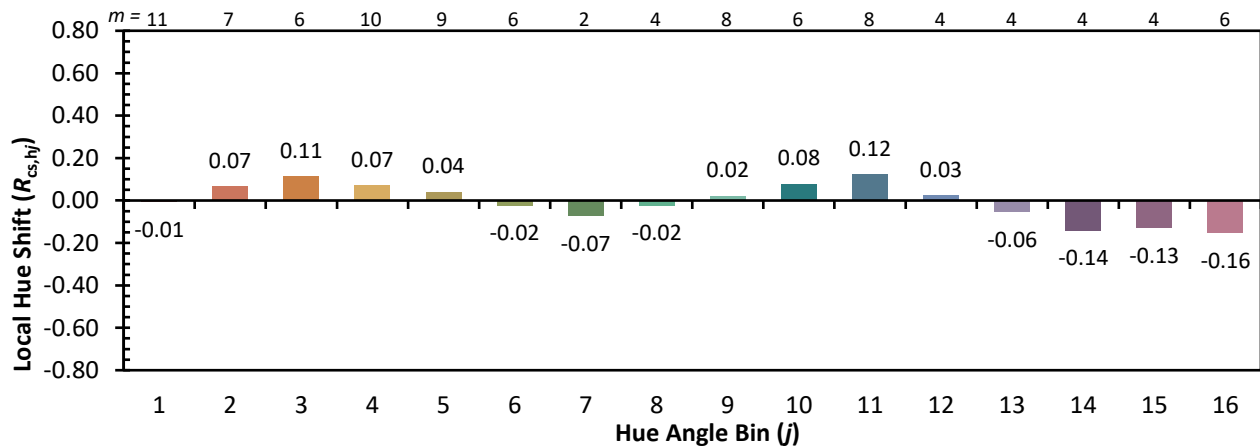
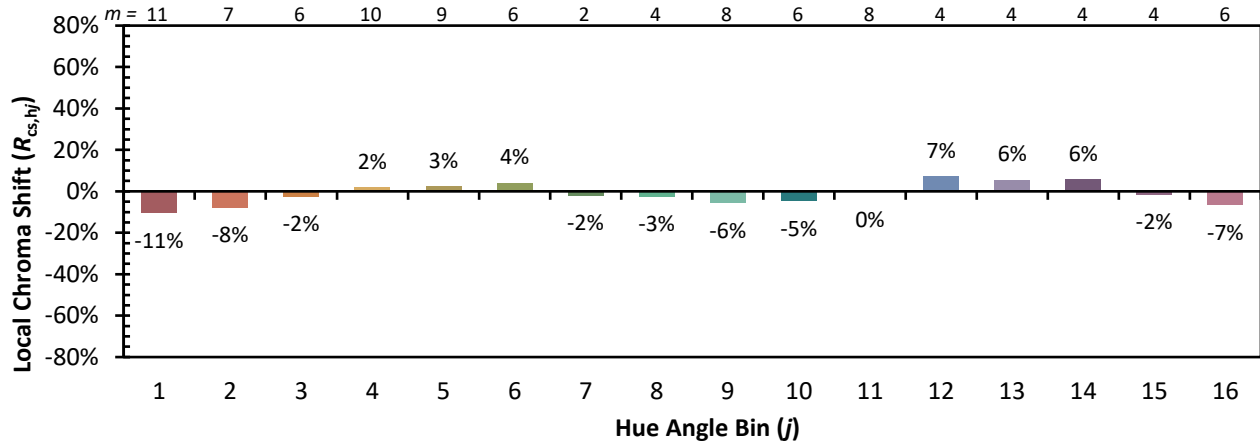




REPORT NUMBER: SP1-2312-242-1

TM-30-18

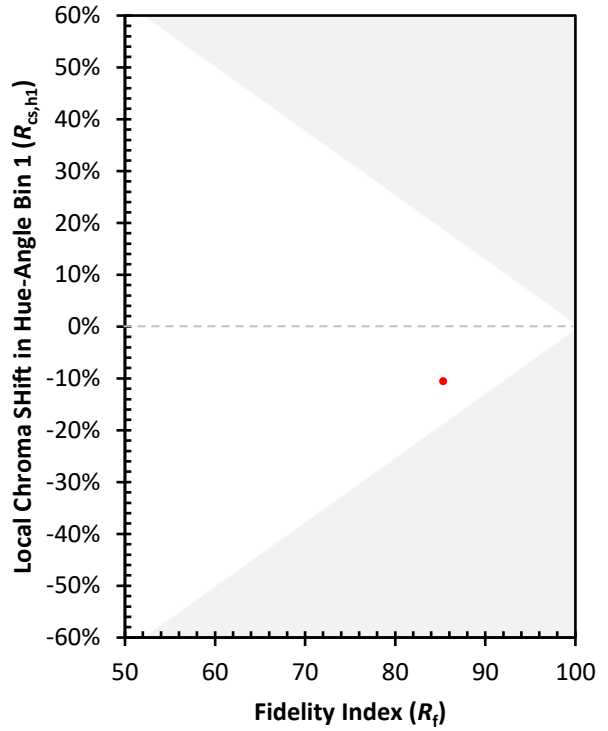
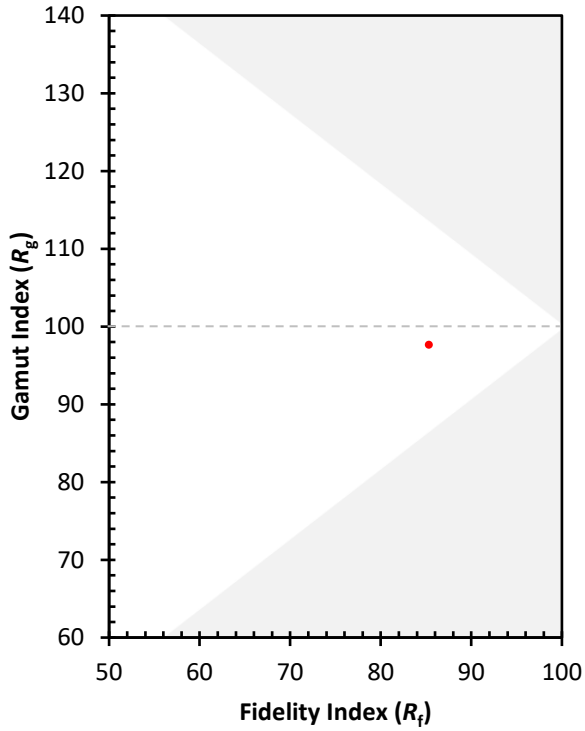
Color Rendition by Hue-Angle Bin



REPORT NUMBER: SP1-2312-242-1

TM-30-18

Measure Comparisons





TEST NUMBER: P959030

CATALOG NUMBER: CB3-B-085U-055D-830-1D-UNV-STD-W-4

**CIE UGR TABLE:**

Reflectances:											
Ceiling		0.7	0.7	0.5	0.5	0.3	0.7	0.7	0.5	0.5	0.3
Wall		0.5	0.3	0.5	0.3	0.3	0.5	0.3	0.5	0.3	0.3
Reference plane		0.2	0.2	0.2	0.2	0.2	0.2	0.2	0.2	0.2	0.2
Room dimensions		Viewed crosswise					Viewed endwise				
X=2H	Y=2H	13.33	14.05	14.41	15.14	16.62	12.25	12.98	13.33	14.06	15.54
	3H	14.98	15.63	16.07	16.73	18.22	13.65	14.30	14.74	15.39	16.89
	4H	15.61	16.23	16.71	17.32	18.82	14.16	14.78	15.26	15.87	17.38
	6H	15.98	16.55	17.10	17.65	19.17	14.47	15.04	15.58	16.14	17.65
	8H	16.12	16.66	17.23	17.77	19.28	14.59	15.13	15.71	16.24	17.75
	12H	16.18	16.69	17.30	17.80	19.33	14.66	15.18	15.78	16.28	17.81
4H	2H	13.72	14.34	14.83	15.43	16.93	12.86	13.48	13.97	14.57	16.07
	3H	15.59	16.11	16.71	17.23	18.75	14.46	14.98	15.58	16.10	17.62
	4H	16.34	16.81	17.46	17.92	19.46	15.07	15.54	16.19	16.65	18.18
	6H	16.83	17.24	17.96	18.37	19.90	15.47	15.88	16.60	17.01	18.54
	8H	17.02	17.40	18.15	18.52	20.07	15.64	16.02	16.77	17.14	18.69
	12H	17.11	17.46	18.26	18.59	20.14	15.74	16.08	16.88	17.22	18.77
8H	4H	16.46	16.84	17.58	17.96	19.50	15.32	15.70	16.44	16.82	18.36
	6H	17.07	17.38	18.22	18.55	20.09	15.84	16.15	16.99	17.32	18.86
	8H	17.35	17.62	18.50	18.76	20.33	16.09	16.36	17.25	17.51	19.07
	12H	17.50	17.74	18.66	18.88	20.48	16.26	16.50	17.42	17.64	19.24
12H	4H	16.42	16.77	17.57	17.90	19.45	15.31	15.66	16.46	16.79	18.34
	6H	17.09	17.36	18.24	18.50	20.07	15.90	16.17	17.05	17.31	18.88
	8H	17.38	17.62	18.54	18.76	20.36	16.17	16.41	17.33	17.55	19.15